

MDI single use **Harvester** Funnels do away with the necessity of centrifugation for cell harvests in the lab.

These are designed to clarify up to 1 liter of mammalian cell culture harvests within few minutes as compared to hours by centrifugation.

### Construction

MDI **Harvester** Funnels are easy to use vacuum filtration devices which house a large area pleated filter. The filter is made of multilayered progressively finer depth filter media. The special design provides high loading capacity for whole cells and high retention efficiencies for cell fragments, organelles, colloids and lipids to give effective protection to downstream 0.2µm sterilizing filters.

### Unique Advantage

- Cell harvest clarification of upto 1 liter within minutes
- Low hold-up volume

### Specifications

**Funnel Volume:** 450 mL and 1 liter

**Receiver Bottle Capacity:** 500 mL and 1 liter

**Funnel Adaptor:** 45 mm neck

**Effective Filtration Area:**

400 cm<sup>2</sup> for 500 mL *Harvester* funnel

1200 cm<sup>2</sup> for 1 Liter *Harvester* funnel

### Materials of Construction

**Funnel:** Polypropylene

**Filter Media:** Multilayered Microglassfiber

**Filter Components:** Polypropylene



For 500 mL



For 1 Liter

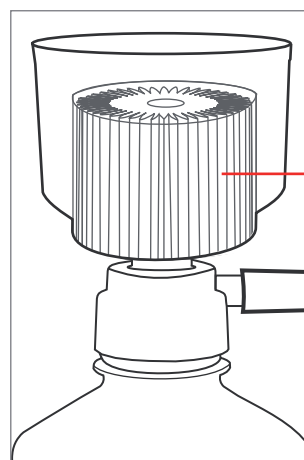


Fig. 1 Large Area  
Pleated Construction

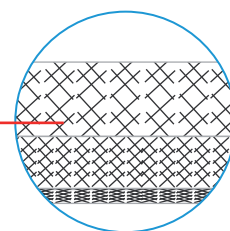
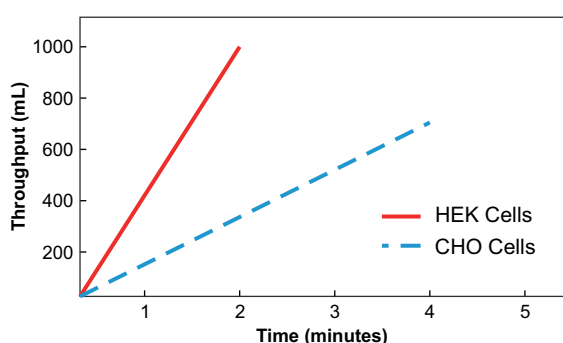


Fig.2 Multilayered Progressive  
Depth Filtration

## Filtration of HEK and CHO Cell Culture

**Harvester** Funnels were used at customer site for clarification of Human Embryo Kidney (HEK) and Chinese Hamster Ovary (CHO) cell culture. The filtrates were subsequently filtered through 0.2 µm sterilizing grade *AseptiVac KS* vacuum filtration units. The data is shown below:

Cell	Cell Density	Cell Viability	Filtered Volume
HEK	5.2 X 10 <sup>6</sup> cells/ml	90 %	1000 mL
CHO	6 X 10 <sup>6</sup> cells/ml	80 %	700 mL



Primary clarification: MDI 500 mL Harvester Funnels (with 1 Liter receiver bottle)

HEK cell culture filtered through the **Harvester** Funnel in 2 minutes and it took 4 minutes to filter the CHO cell culture. The filtrate from HEK cell culture was quite clear. However some cell debris was observed in case of CHO cell culture after filtering 600mL.

## Ordering Information

### Non Sterile *Harvester* Funnels

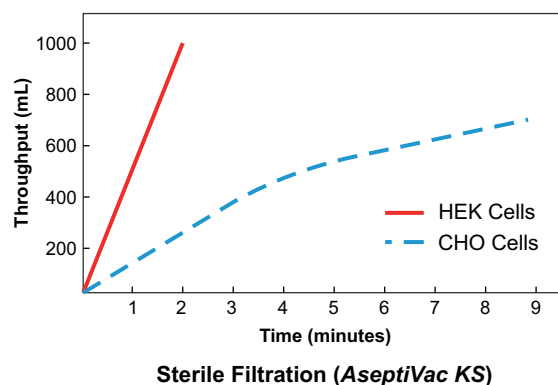
with 500 ml receiver bottle : FHXG5238X05X108

with 1 liter receiver bottle : FHXG5338X10X108

### Gamma Sterile *Harvester* Funnels

with 500 ml receiver bottle : FHXG5238X05X308

with 1 liter receiver bottle : FHXG5338X10X308



Sterile filtration of the HEK cell harvest filtrate (post primary clarification) through 0.2µm *AseptiVac KS* took only 2 minutes for 1000 mL and took 9 minutes in case of CHO cells for 700 mL.

The difference in filtration time was due to the contamination profile of the two cell culture. HEK cell culture with higher cell viability (90%) had much lower cell debris in comparison to CHO cell culture with 80% cell viability.

**Important:** To minimize frothing, please use the **Harvester** Funnel initially at a low vacuum of <50 mmHg, and increase gradually as required.